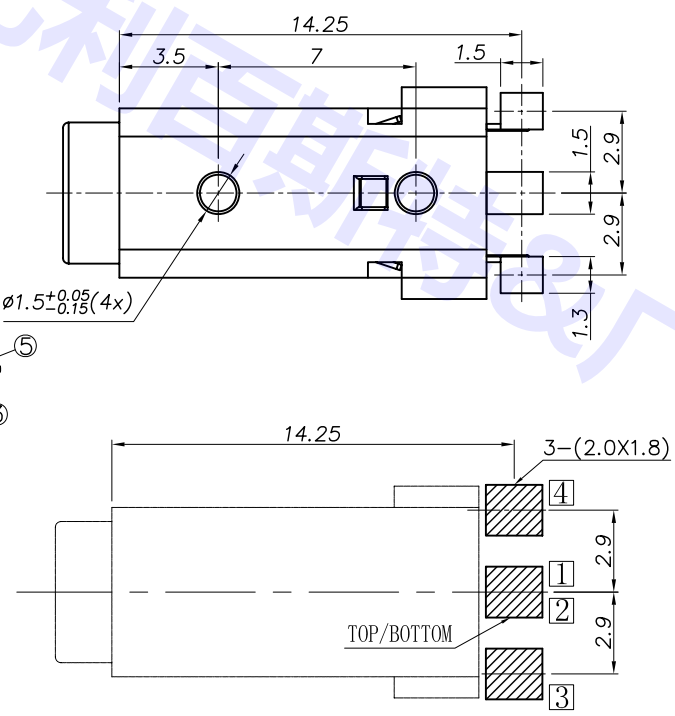
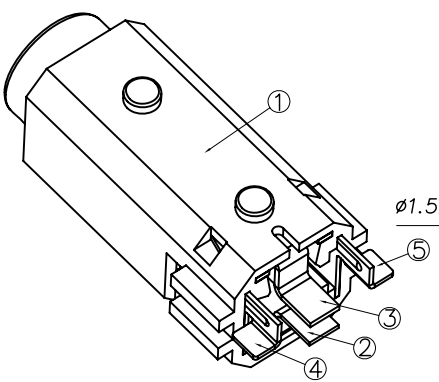
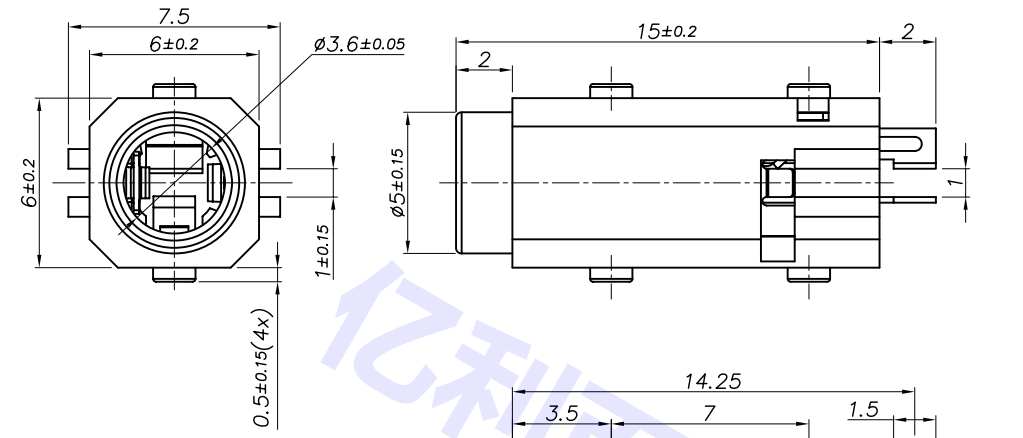


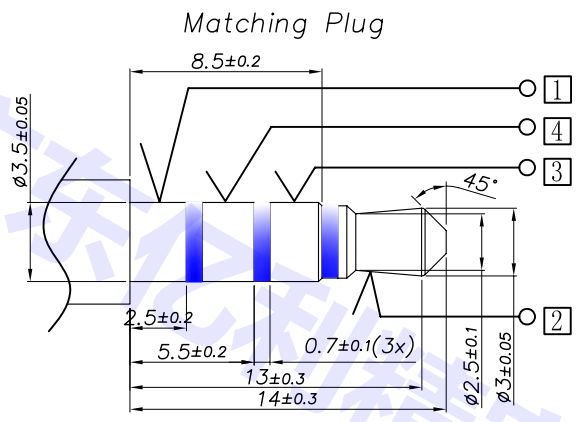
REV.	Q'TY	ECN. NO.	REASON&CONTENTS	SIGN	DATE
△	1		Add the plating spec	myy	11.09.22



RECOMMENDED P. C. B. LAYOUT
UNSPECIFIED TOLERANCE: ±0.05
(TOP VIEW)

Model No.	PJ30840-M (PJ-384)	PJ30840-D (PJ-384-1)
Schematic		

Ordering information:
PJ30840 - □ PB 0A _ 00 4
(1) (2) (3) (4) (5) (6) (7)
(1):Series No.
(2):Schematic option:M, D
(3):Material of housing:
PB=PBT
(4):Housing color:
Zero—0A=Black
(5):Terminal plating: △
S=Silver(Ag) G=Gold(Au)
(6):Special option:
00=No special option
(7):Packing mode:
4=Bag packing



- Specification:
- Rating : DC 30V 0.5A;
 - Contact resistance: ≤50mΩ;
After test: ≤100mΩ
 - Insulation resistance: ≥100MΩ (500VDC);
After test: ≥50MΩ
 - Withstand voltage: 500VAC ;
 - Insertion and extraction force: 3N~30N;
 - life test: 5000cycles min;
 - Operation temperature range: -20℃~70℃;
 - Preservation temperature range: -40℃~85℃;

⑤	Ring spring	④	1	Copper alloy	PJ30840-04	Silver/Gold plating
④	Ring spring	③	1	Stainless steel	PJ30840-03	Silver/Gold plating
③	Tip spring	②	1	Stainless steel	PJ30840-02	Silver/Gold plating
②	Earth spring	①	1	Copper alloy	PJ30840-01	Silver/Gold plating
①	Housing		1	Thermoplastic	PJ30840-S1	
NO.	DESCRIPTION	Q'TY	MATERIAL	PART NO.	REMARK	

THIS DOCUMENT IS THE SOLE PROPERTY OF BSM ELECTRONICS CO., LTD. AND SHOULD NOT BE USED IN WHOLE OR IN PART WITHOUT PRIOR WRITTEN PERMISSION.	UNIT:MM	TOLERANCE		TYPE: ø3.5 PHONE JACK	MODEL NO: PJ-30840	DRAWING TYPE: CUSTOMER DRAWING		
		DIMENSIONS	ANGLES		DRAWING No:	SCALE:	VER.:	PAGE:
	DESIGNER BY:	.X ±0.50	X ±3.0°		N/A	02	1/1	
	CHECK BY:	.XX ±0.30	.X ±1.5°					
APPROVED BY:	.XXX ±0.15	.XX ±1.0°						

GDEL 深圳市亿利百斯特电子有限公司
广东亿利精密电子有限公司