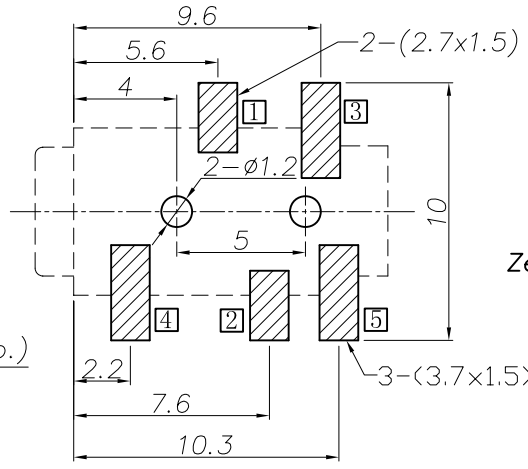
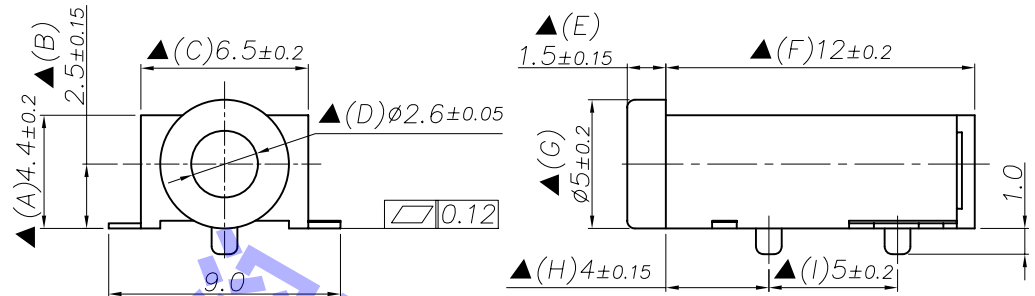
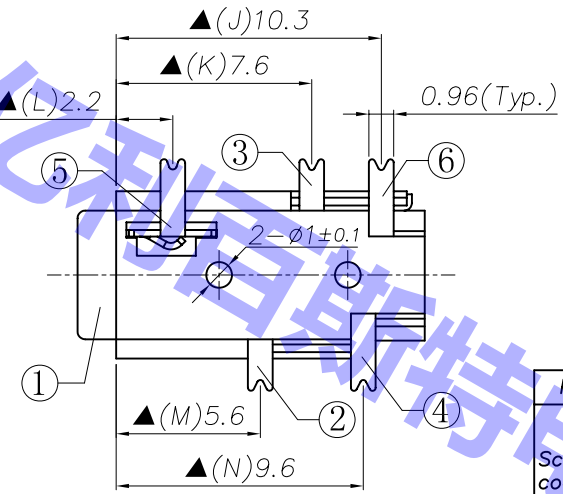
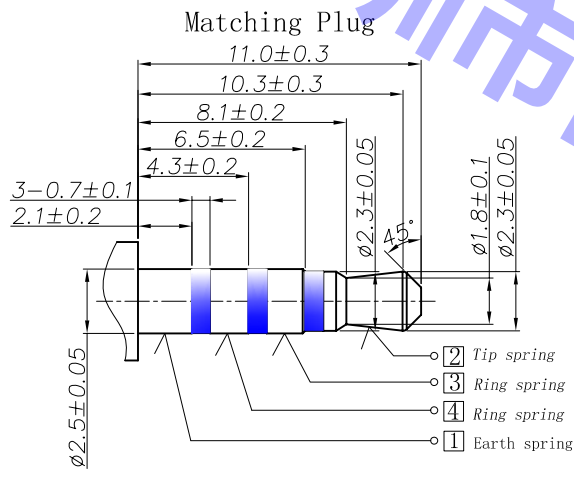


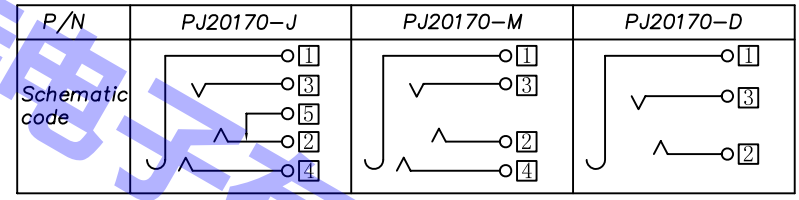
REV. LTR.	DESCRIPTION	SIGN	DATE
02	Updated drawing.	Bull. pan	2017. 05. 09



Ordering information:
 PJ20170- 9T 0A G 00 1
 (1) (2) (3) (4) (5)(6) (7)
 (1):Series No.
 (2):Schematic option: J, M, D
 (3):Material of housing:
 9T=PA9T (Standard)
 (4):Housing color:
 Zero 0A=Black (Standard)
 (5):Terminal plating
 G=Gold(Au) (Standard)
 (6):Special option:
 00=NO special
 (7):Packing mode:
 1=Tape reel packing



RECOMMENDED P.C.B. LAYOUT
 UNSPECIFIED TOLERANCE: ±0.05
 (TOP VIEW)



Circuit Diagram : Terminal No.

Specification:

- Rating : DC 30V 0.5A.
- Contact resistance: ≤50mΩ.
After test: ≤100mΩ.
- Insulation resistance: ≥100MΩ (500VDC).
After test: ≥50MΩ.
- Withstanding voltage: 500VAC.
- Insertion and extraction force: 3N~25N.
- life test: 5000cycles min.
- Operation temperature range:-20℃~70℃.
- Preservative temperature range:-40℃~85℃.
- Sign"▲" is importance dimension.

⑥ Shunt terminal	⑤	1	Brass t0.20	PJ20170-05(WP-686)	Gold plating
⑤ Ring spring	④	1	Phosphor bronze t0.25	PJ20170-04(JA-688)	Gold plating
④ Ring spring	③	1	Phosphor bronze t0.20	PJ20170-03(JA-689)	Gold plating
③ Tip spring	②	1	BeCu t0.20	PJ20170-02(TP-687)	Gold plating
② Earth spring	①	1	Phosphor bronze t0.20	PJ20170-01(JA-690)	Gold plating
① Housing		1	PA9T	PJ20170-S1(ST-685)	Black

NO.	DESCRIPTION	QTY	MATERIAL	PART NO.	REMARK
UNIT:MM	TYPE:	MODEL NO:	PAPER NO: A4 PAGE 1 OF 1		
	φ2.5 PHONE JACK	PJ20170-9T0AG001	TOLERANCE	ANGLES	SCALE
			±0.3	±2'	N/A
DESIGNER BY:					
CHECK BY:					
APPROVED BY:					

深圳市亿利百斯特电子有限公司
 亿利百斯特 Shenzhen ElyBest Electronics Co., Ltd