深圳市亿利百斯特电子有限公司
ShenZhen ElyBest Electronics Co ., Ltd

承　認　書

APPROVE　　SHEET

RoHS

敬請承認如下之形式規格書：

客 戶 名 稱
CUSTOMER: _____

貴公司製品名
CUSTOMER PN: _____
本公司製品名：
PRODUCT PN: 轻触开关

貴公司規格
APPROVAL DAT: _____
本公司規格:
PRODUCT CODE: EL-6601S H4.3不锈钢

客戶料號：
CUSTOMER NO.: _____
本公司規格書編號：
PRODUCT DRAWING NO.: _____

■ 新品承認 NEW APPROVE □ 規格變更再承認 CHANGE CODE APPROVE AGAIN □ 材料變更再承認 CHANGE MATERIAL APPROVE AGAIN	APPROVAL 批　准 批准 陈庆邦 DATE:	CHECK 審　查 审查 黄罗成 DATE:	DESIGN 設　計 设计 吕斌武 DATE:

貴公司承認欄

APPROVAL　SIGNATURES

請於____年____月____日前承認返回　　日期 DATE:_____
PLEASE RETURN TO ADMIT XUNIANRURI

深圳市亿利百斯特电子有限公司
ShenZhen ElyBest Electronics Co ., Ltd
付文鹏（Vincent Fu）
Tel：0755-28213003
Fax: 0755-85215085
Mob:18923844556
Email：vincent@elybest.com

深圳市亿利百斯特电子有限公司

规 格 承 认 书				规格书编号 2011101401
品 名	6X6 SMT	型 号	EL-6601S	1/10

1.General specification 基本说明

1.1 Scope 范围 This specification covers the requirements for single key switches which have no key top(TACT SWITCHES:MECHANICAL CONTACT).此规范含盖单推柄和无推柄的轻触开关要求

1.2 Operating Temperature Range 使用温度范围

-20 to+70℃(normal humidity, normal press.) 正常湿度，标准压力

1.3 Storage Temperature Range 保存温度范围

-40 to+85℃(normal humidity, normal press.)

1.4 Test Conditions 测试条件

Tests and measurements shall be made in the following standard conditions unless otherwise specified: 测试和计量按下列标准条件除非特殊说明

Normal temperature (temperature 5 to 35℃) 标准温度
Normal humidity (relative humidity 45 to85%) 正常湿气
Normal pressure (pressure 860 to 1060 mbars) 标准压力

In case any question arises from the judgment made, tests shall be conducted in the following conditions:

Temperature	(20±2℃)	温度
Relative humidity	(65±5%)	相对湿度
Pressure	(860 to 1060 mbars)	压力

2.TYPE OF ACTUATION 动作类型

Tactile feedback 轻触返回

3.CONTACT ARRANGEMENT 1 poles 1 throws 接触形式 1 接点 1 回路

(Details of contact arrangement are given in the assembly drawings.)
细接点形式在装配图中

4.MAXIMUM RATINGS DC 12 V 50 mA 最大额定值

DC 1 V 10 μA 最小额定值

深圳市长利百斯特电子有限公司

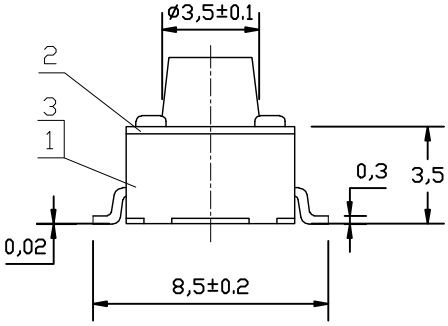

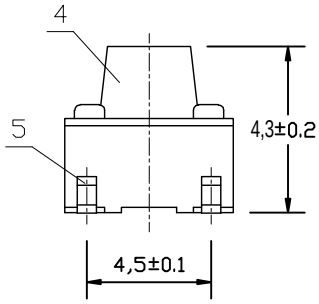

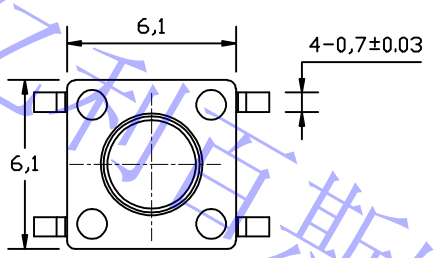

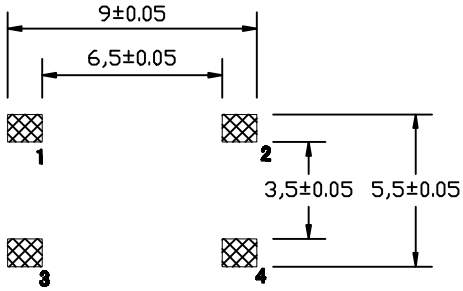

贴片尺寸（从焊锡面看）

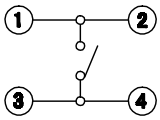

电路图表

环境条件 Environmental Conditions		额定负载 Rated Current Capacity	接触电阻 Contact Resistance	绝缘电阻 Insulation Resistance	耐压 Withstand Voltage	工作寿命 Life	按力 Press Force
温度 Temperature	相对湿度 Relative Humidity						
-25~+85℃	95%（40℃）	0.5A/12V	≤25mΩ	≥100mΩ	AC250V		250±50gf

序号	部件名称	数量	材 料	颜色/镀层	备 注
5	卡 件	1	H62 t=0.3	镀 Ag	
4	按 钮	1	增强 PPA G30	黑 色	
3	簧 片	1	F.Ag#1/C5210-EH-TA t=0.06或0.07		
2	盖 板	1	SP12 t=0.3	镀 CuCn	
1	基 座	1	增强PPA G30	黑 色	

未注公差：

角 度	±5°
16 ＜ L ≤80	±0.3
4 ＜ L ≤16	±0.2
L ≤4	±0.1

借（通）用件登记
描 图
描 校
旧底图总号
底图总号
签 字
日 期

标记	处数	更改文件号	签 字	日 期

设 计		标准化	
校 对		批 准	
审 核			
工 艺		日 期	

轻触开关

EL-6601S

图样标记				视 图	单 位	比 例
S	A	B			mm	
共 1 张				第 1 张		

YIBST 亿利百斯特

外 型 图

深圳市亿利百斯特电子有限公司

深圳市亿利百斯特电子有限公司

规 格 承 认 书				规格书编号 2011101401
品 名	6X6 SMT	型 号	EL-6601S	3/10

5.2 构造:

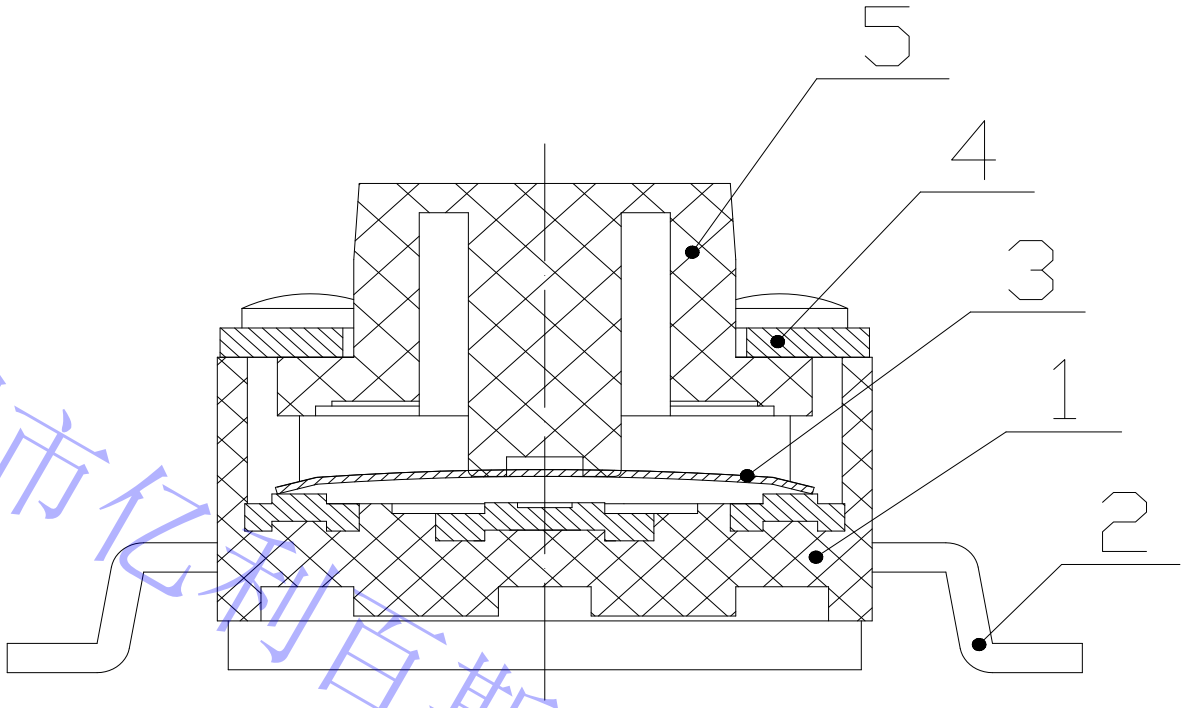

序号	零部件名称	数量	材料名称	表面处理	备注
1	BASE	1	PPA 增强		
2	TERMINAL	1	H62	Ag plating	
3	CONTACT	1	不锈钢	Ag plating	
4	COVER	1	SP12		
5	STEM	1	PPA 增强		
6					
7					
8					

深圳市伦敦百斯特电子有限公司

6. General specification 性能

6.1 电气的性能

Item 项目		Test Condition 测试条件	Requirements 要求
6.1.1	Contact Resistance 接触电阻	Applying static load twice the actuating force to the center of the stem, measurements shall be made with a 1 kHz small-current contact resistance meter. 用两倍的动作力作静负载施加于按钮的中心,并用 1 千赫小电流接触电阻仪测量	100mΩ 以下
6.1.2	Insulation Resistance 绝缘电阻	Measurements shall be made following application of DC100V potential between terminals and between individual terminals and frame for one minute.在端子与端子之间,端子与外壳之间施加 DC100V,一分钟	100MΩ 以上
6.1.3	Dielectric withstanding voltage 电气耐压	AC 250 V (50Hz or60Hz) shall be applied between terminals and between individual terminals and frame for one minute. 在端子与端子之间,端子与外壳之间施加 AC250V(50HZ-60HZ)	There shall be no breakdown. 无击穿、闪烁现象
6.1.4	Bounce 抖动	Lightly striking the center of the stem at a rate encountered in normal use (3 to 4 operations per sec), Bounce shall be tested when “ON” and “OFF”. 在正常使用中(以每秒 3-4 次周期)轻轻地在手柄中心加力,在通与断瞬间测试抖动 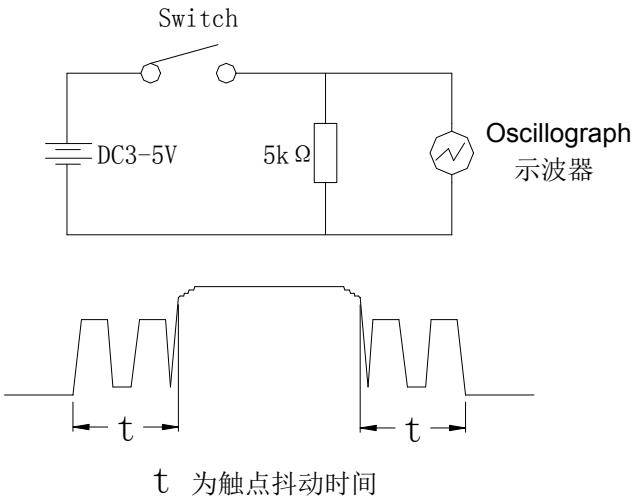 t 为触点抖动时间	10mS 以下

深圳市亿利百斯特电子有限公司

6.2 机械的性能

Item 项目		Test Condition 测试条件	Requirements 要求
6.2.1	Actuating Force 动作力	Place the switch such that the direction of switch operation is vertical and then gradually increase the load applied to the center of the stem, the maximum load required for the stem to come to a stop shall be measured.开关的动作方向为垂直放置开关向推柄中心逐渐地增加负荷直到推柄停止时所测量的最大负荷	250 ± 30 gf
6.2.2	Travel 行程	Place the switch such that the direction of switch operation is vertical and then apply a static load twice the actuating force to the center of the stem, the travel distance for the stem to come to a stop shall be measured. 开关的动作方向为垂直放置开关,并以双倍动作力的静负荷作用推柄中心,测量推柄从开始到停止的行程距离	0.25 ± 0.10 mm
6.2.3	Return Force 返回力	The sample switch is installed such that the direction of switch operation is vertical and, upon depression of the stem in its center the whole travel distance, the force of the stem to return to its free position shall be measured. 开关的动作方向为垂直放置开关,在已有行程的推柄中心向上减小压力,推柄回到自由位置时所测量到的力	90 gf min
6.2.4	Static Strength 静止强度	Placing the switch such that the direction of switch operation is vertical, a static load of 3 kgf shall be applied in the direction of stem operation for a period of 60 seconds. 开关的动作方向为垂直放置开关,在推柄动作方向施加 3KG 的静负荷,60 秒时间	There shall be no sign of damage mechanically and electrically. 无机械的和电气的损伤迹象

深圳市亿利宝斯特电子有限公司

6.3 使用耐久性能

Item 项目		Test Condition 测试条件	Requirements 要求
6.3.1	Operating Life 动作寿命	Measurements shall be made following the test set forth below:按下列条件进行寿命试验 (1)DC 5V 5mA resistive load. DC 5V 5mA 阻性负载 (2)Rate of operation:2 to 3 operations per second 动作频率:2-3 次/每秒 (3)Depression: 270 gf 减压力 (4)Cycles of operation: 30×10^4 cycles 动作次数: 30×10^4 次	Contact resistance: 200 mΩ Max. 接触电阻 Insulation resistance : 50 MΩ Min. 绝缘电阻 Actuating force: 动作力 + 30 %or- 30%of initial force. ±30%初始动作力 Item 6.1.3 Item 6. 2.2
6.3.2	Moisture Resistance 耐潮湿	Following the test set forth below the sample shall be left in normal temperature and humidity conditions for one hour before measurements are made: 样品按下列条件进行耐潮湿试验,试验后在正常温度和湿度条件下放置 1 小时后测定 (1) Temperature: 60±2℃ 温度 (2) Relative humidity: 90 to 95% 相对湿度 (3) Time: 500 hours 时 间 Water drops shall be removed. 擦除水珠	Contact resistance: 200 mΩ Max. 接触电阻 Insulation resistance : 50 MΩ Min. 绝缘电阻 Item 6.1.3、6.1.4 Item 6. 2.1~6.2.3
6.3.3	Low Temperature Resistance 耐低温	Following the test set forth below the sample shall be left in normal temperature and humidity conditions for one hour before measurements are made: 样品按下列条件进行耐低温试验,试验后在正常温度和湿度条件下放置 1 小时后测定 (1)Temperature: -40±2℃ 温 度 (2) Time: 500 hours 时 间 Water drops shall be removed. 擦除水珠	Contact resistance: 200 mΩ Max. 接触电阻 Insulation resistance : 50 MΩ Min. 绝缘电阻 Item 6.1.3、6.1.4 Item 6. 2.1~6.2.3
6.3.4	Heat Resistance 耐热	Following the test set forth below the sample shall be left in normal temperature and humidity conditions for one hour before measurements are made: 样品按下列条件进行耐热试验,试验后在正常温度和湿度条件下放置 1 小时后测定 (1)Temperature: 85±2℃ 温 度 (2) Time: 500 hours 时 间	Contact resistance: 200 mΩ Max. 接触电阻 Insulation resistance : 50 MΩ Min. 绝缘电阻 Item 6.1.3、6.1.4 Item 6. 2.1~6.2.3

深圳市亿利百斯特电子有限公司

Item 项目		Test Condition 测试条件	Requirements 要求
6.3.5	Change of Temperature 温度循环	Following ten cycles of high temperature test .The Sample shall be Placed in Normal temperature and humidity Conditions for one hour before measurements are made. During this test, water drops shall be removed. 样品按下列条件进行高低温循环试验,试验后在正常温度和温度条件下放置 1 小时后测定 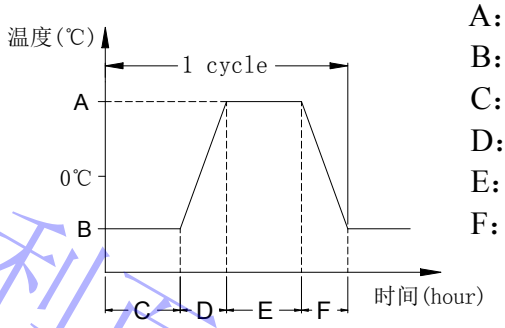 A：+85±2℃ B：-40±2℃ C：2 小时 D：1 小时 E：2 小时 F：1 小时 Cycling：Five cycles 周 期： 5 次	Contact resistance: 200 mΩ Max. 接触电阻 Insulation resistance : 50 MΩ Min. 绝缘电阻 Item 6.1.3、6.1.4 Item 6. 2.1~6.2.3
6.3.6	Salt Spray Test 盐雾试验	The salt spray test shall be conducted at the following conditions : 样品按下列条件进行盐雾试验 (1)Density(浓度): 溶液(5±1)% Nacl (质量百分比) (2)Temperature: 35±2℃ 温度 (3) Time: 48 hours 时 间	铁盖不能耐盐雾 铜盖可以
6.3.7	Vibration Resistance 耐振动	Measurements shall be made following the test set forth below: 按下列条件进行抗振动试验 (1)Range of oscillation:10 to 55Hz 频率范围 (2)Amplitude,pk-to-pk:1.5 mm 振幅: 峰-峰 1.5mm (3)Cycle of sweep: 10-55-10Hz in one minute, approx.扫描周期: 10-55-10Hz 约一分钟内 (4)Mode of sweep: Logarithmically sweep or uniform sweep. 扫描方式:对数扫描式恒定扫描 (5)Direction of oscillation: 振动方向 Three mutually perpendicular directions, including the direction of stem travel. 3 个相互垂直方向,包括推柄行程方向 (6)2 hours each ,for a total of 6hours.每方向 2 小时.共 6 小时	Item 6.1 Item 6. 2.1、6.2.2

深圳市亿利百斯特电子有限公司

Item 项目		Test Condition 测试条件	Requirements 要求
6.3.8	Impact Shock Resistance 抗冲击	Measurements shall be made following the test set forth below: 按下列条件进行冲击试验 (1)Acceleration:80g 加速度 (2)Cycles of test :3 cycles each in 6directions, for a total of 18cycles 试验次数:每个方向 3 次,6 个方向共 18 次 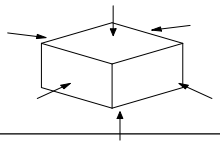	Item 6.1 Item 6. 2.1、6.2.2

7. 焊接条件:

Item 项目		Recommended conditions 推荐条件
7.1	Hand soldering 手工焊接	Please practice according to bellow conditions: (1)Soldering temperature :≤260℃ (2)Continuous soldering time:≤5 S (3)Capacity of soldering iron:≤20 W 请按以下条件进行焊接: (1)焊锡温度：≤260℃ (2)连续焊接时间：≤5 S (3)电铬铁的功率：≤20 W
7.2	Automatic flow soldering 自动焊接	For the product of SMT ,type solder according to the following conditions 对于 SMT 产品，请按以下条件进行焊接 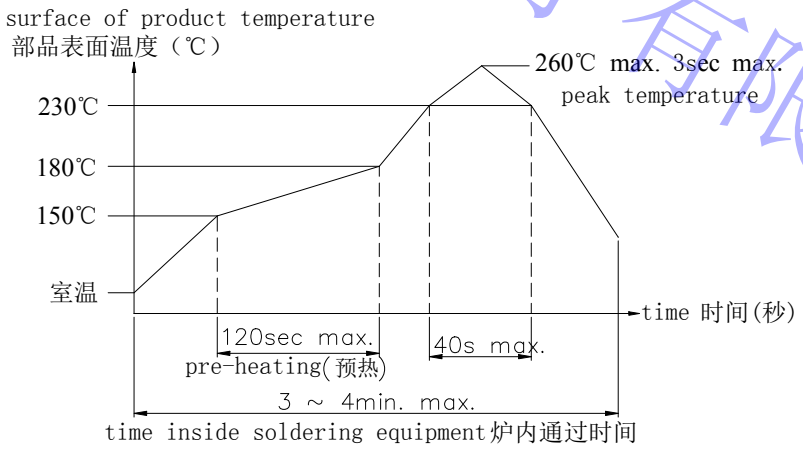 Caution: the condition mentioned above is a temperature on the PWB surface on which parts are mounted. There are cases where PWB temperature greatly differs from switch's surface temperature depending on PWB material, size, thickness, etc. The switch's surface temperature shall not allowed to exceed 260℃ 注意：以上提及的条件是零部件上 PWB 表面的温度，由于 PWB 的材料、尺寸、厚度等不同，PWB 从开关表面获得的温度也会有很大产不同，因此，千万小心不要让开关表面温度超过 260℃

深圳市亿利百斯特电子有限公司

8. Other precautions 其他注意事项：

(1) Following the soldering process, do not try to clean the switch with a solvent or the like.
进行焊接过程中，不可以用溶剂或类似品清洗开关

(2) Safeguard the switch assembly against flux penetration from its topside.
防止助焊剂从开关的顶端渗入

(3) Please have the products keep in close status and the storage time is 90 days guaranty after delivering the goods at most.
交货后保证开关处于封密状态并库存时间 90 天以下

9.REEL PACKAGING 盘装

9.1 Scope 范围

This specification covers the requirements of the reel packaging for SMT standard type of tact switches. 该规范包含 SMT 标准型拨动开关的绕带封装的要求

9.2 Packaging Materials 封装材料

Item 项 目	Description 说 明
Package 包 装	Cartons 卡通箱
Reel 转 轴	Delete Cartons 可降解箱
Carrier Tape 载 带	Polypropylene 聚丙烯

9.3 Packaging Quantity 封装数量

9.3.1 The number of the reels. 转 轴 数 量
Twenty (20) reels at maximum. Which contain 20K pcs switches
Shall be packed in a package. 一箱装 20 盘,有 20K 只产品

9.3.2 The number of the switches. 产品数量
1K pcs switches shall be packed in a reel. 一个转轴包 1K 只产品

9.3.3 It should be noted that we regard two cartons 对出口包装需注意用两个箱子包装
mentioned above as on package for export.

深圳市化利百斯特电子有限公司

RevNo	Revision note	Date	Signature

* THE DIMENSION OF CARRIER TAPE, COVER TAPE AND REEL *

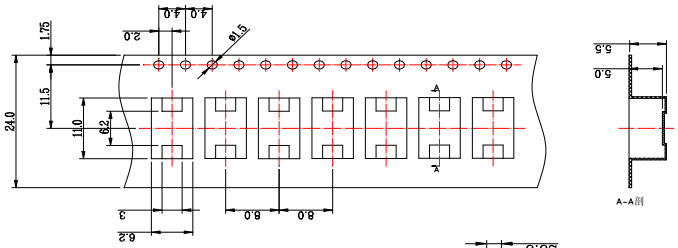

MODEL NO.	CODE NO.
TVDM04	

* THE SPECIFICATION FOR PACKAGING *

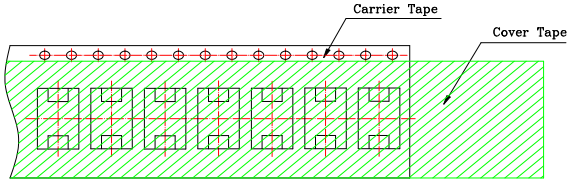

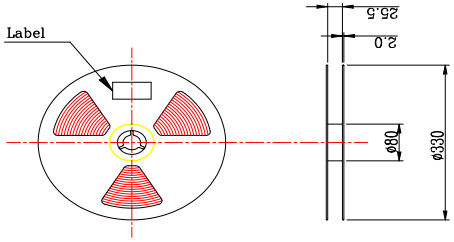

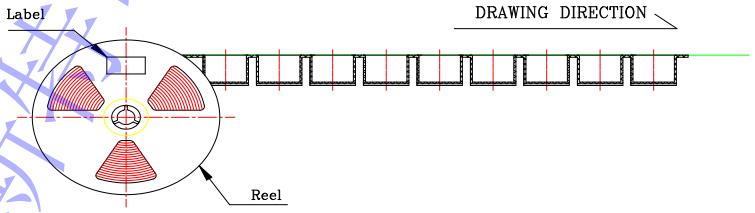

* END TAPE *

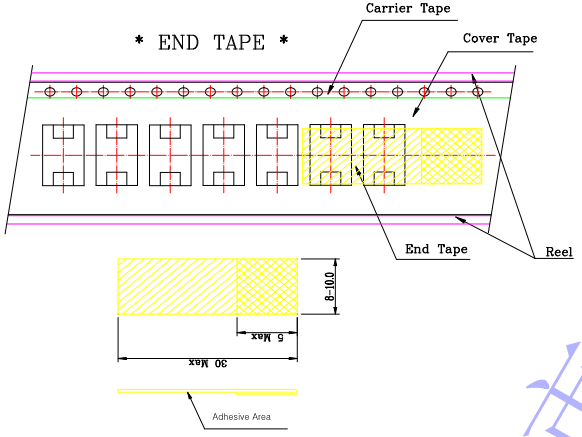

* THE SPECIFICATION FOR PACKAGING *

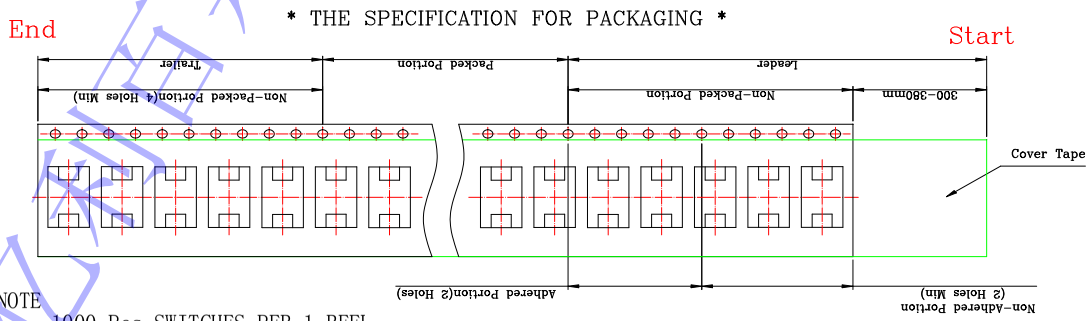

NOTE
1. 1000 Pcs SWITCHES PER 1 REEL
2. GENERAL TOLERANCE : 0.3mm

REFERENCE DRAWING

Designed by		深圳市亿利百斯特电子有限公司	
Checked by			
Approved by	Unit mm	Scale N/S	Date 2011.10.14
Item TACTILE SWITCH	Tool A-Cad	Sheet 1/1	Rev. 1
Model 6X6 SMT	Drawing name ASSEMBLY		

深圳市亿利百斯特电子有限公司